


# Creating Critical Thinkers in the Common Core Classroom

SchoolsMovingUp Webinar ♦ November 14, 2013

PRESENTED BY


Tim Budz, Jen Francone, & Laura Gonzalez  
Tulare County Office of Education

English Language Arts and  
Literacy in History/Social Studies,  
Science and Technical Subjects



# Secondary Literacy Partnership

- Association of California School Administrators
- California Department of Education
- California Teachers Association
- California Comprehensive Center at WestEd



# Introductions: Today's Presenters

---



- **Timothy Budz**

- ELA/ELD Staff Development & Curriculum Specialist




- **Jen Francone**

- ELA/ELD Staff Development & Curriculum Specialist



- **Laura Gonzalez**

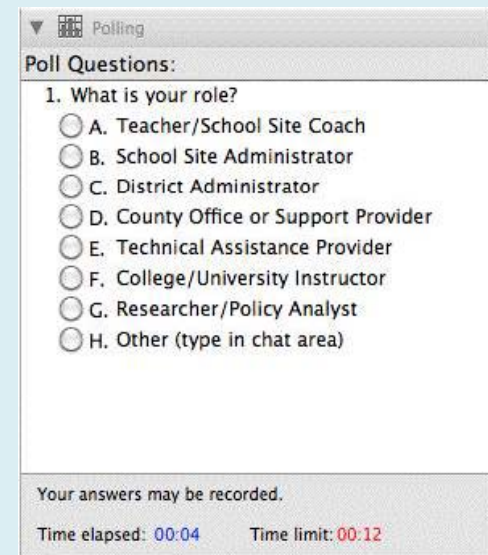
- ELA/ELD Staff Development & Curriculum Specialist



# Poll: What is your role?

Please check which role best describes you:

- Teacher/School Site Coach
- School Site Administrator
- District Administrator
- County Office or Support Provider
- Technical Assistance Provider
- College/University Instructor
- Researcher/Policy Analyst
- Other (type in chat area or send to [eventquestion@wested.org](mailto:eventquestion@wested.org))



▼ Polling


Poll Questions:

1. What is your role?

- A. Teacher/School Site Coach
- B. School Site Administrator
- C. District Administrator
- D. County Office or Support Provider
- E. Technical Assistance Provider
- F. College/University Instructor
- G. Researcher/Policy Analyst
- H. Other (type in chat area)

Your answers may be recorded.

Time elapsed: 00:04    Time limit: 00:12



# Multiple Choice Poll: CCSS Implementation


At what level is your  
school/district/community in the  
implementation of the Common Core  
State Standards?

Awareness




Transition

Implementation



# Quickwrite


What brings you to this webinar today?



# Agenda

---

1. The Big Idea
  - Using the unit evaluation tool
2. Preparing for 21<sup>st</sup> Century Learning
  - Instructional Shifts
  - 4 C's
3. The Big 5 of Unit Design






**KEEP  
CALM**

**AND**

**begin with the end  
in mind**





# The Big Ideas



# The Big Ideas

What are the  
enduring understandings?




# The Big Ideas

**What are the  
enduring understandings?**

**What are the  
essential question(s)  
of the unit?**

# Quickwrite: Essential Questions

Use the chat area to tell us what you already know about essential questions.



How is learning assessed?

# The Big Ideas



**How is learning assessed?**

# The Big Ideas

**What tasks are students asked to do or what product are they asked to create?**

*Do you see or use assessments and tasks that engage critical thinking for your students?*



A hand is shown holding a white card against a dark background. The card has the word "Shift" written on it in a black, sans-serif font, with a right-pointing arrow below it. The lighting is dramatic, highlighting the card and the hand.

Shift

shifts

PREPARE


21st

students for the

MENTURE

# Quick Poll: Document

- Have you downloaded & previewed the Green Flags/Red Flags Document?








# Build

# Knowledge

Through content rich nonfiction

Not just giving knowledge

Free



Build

How and when is feedback provided to students?

Knowledge

Through content rich nonfiction

Not just giving knowledge



**Build**

**How and when is feedback provided to students?**

**Knowledge**

**Are students given adequate instruction & practice to ensure transference?**

Free

## Green Flags




- Teach reading & writing in all content areas (SS, science, etc.)
- Students write frequently about what they are reading and learning
- Multiple texts
- Primary sources

## Red Flags



- Teacher presents what is in text, rather than students reading it
- Text used as a reference rather than source of information
- No connection between reading & writing assignments
- A single text used

***Are you familiar with Depth of Knowledge?***





**Extract  
& Employ  
Evidence**



# Extract

What types of sources or stimuli are used (media, audio, visual)?

# Evidence

## Green Flags




- Rich/Rigorous conversations based on text
- Students utilize information from text in their answers
- Questions ask students to make inferences from evidence in text

## Red Flags



- Questions can be answered without reading text
- Questions are centered on students' own experience
- Students do not have to make connections to answer questions

*Are you familiar with “text-dependent” questions?*



A large stack of books in a library, with the text "Engage with Complex Text" overlaid in the center. The books are arranged in a dense, slightly curved stack, creating a sense of depth and volume. The lighting is warm, highlighting the spines and pages of the books. The text is in a large, bold, black font, centered over the stack.

# Engage with Complex Text





# Engage with

How are complex  
informational texts and/or  
literature used?

# Text

## Green Flags




- All students engage in same text
- Appropriate scaffolding
- Students are required to think critically about the text
- Multiple text structures

## Red Flags




- Students always use leveled text
- Students are given a summary of text prior to reading
- No support offered for below grade level readers
- Single text structure




# Quickwrite Reflection: Instructional Shifts

How do these instructional shifts support instruction that engages students in critical thinking?



# Discussion & Reflection

- Quick review of the chat area
- Questions and answers



# Section Two

Supporting 21<sup>st</sup>  
Century Skills

Laura Gonzalez



# Supporting 21<sup>st</sup> Century Skills

CRITICAL

Critical Thinking:

“No idea should go unchallenged.”


- Aristotle



# Supporting 21<sup>st</sup> Century Skills



**Critical Thinking:**  
Reflection, analysis,  
synthesis about a  
concept or idea for the  
purpose of gaining new  
knowledge.



# Supporting 21<sup>st</sup> Century Skills


“There is no doubt that creativity is the most important human resource of all. Without creativity, there would be no progress, and we would be forever repeating the same patterns.”

— Edward de Bono






# Supporting 21<sup>st</sup> Century Skills



**Creativity:**  
Generating new  
ideas to solve  
problems



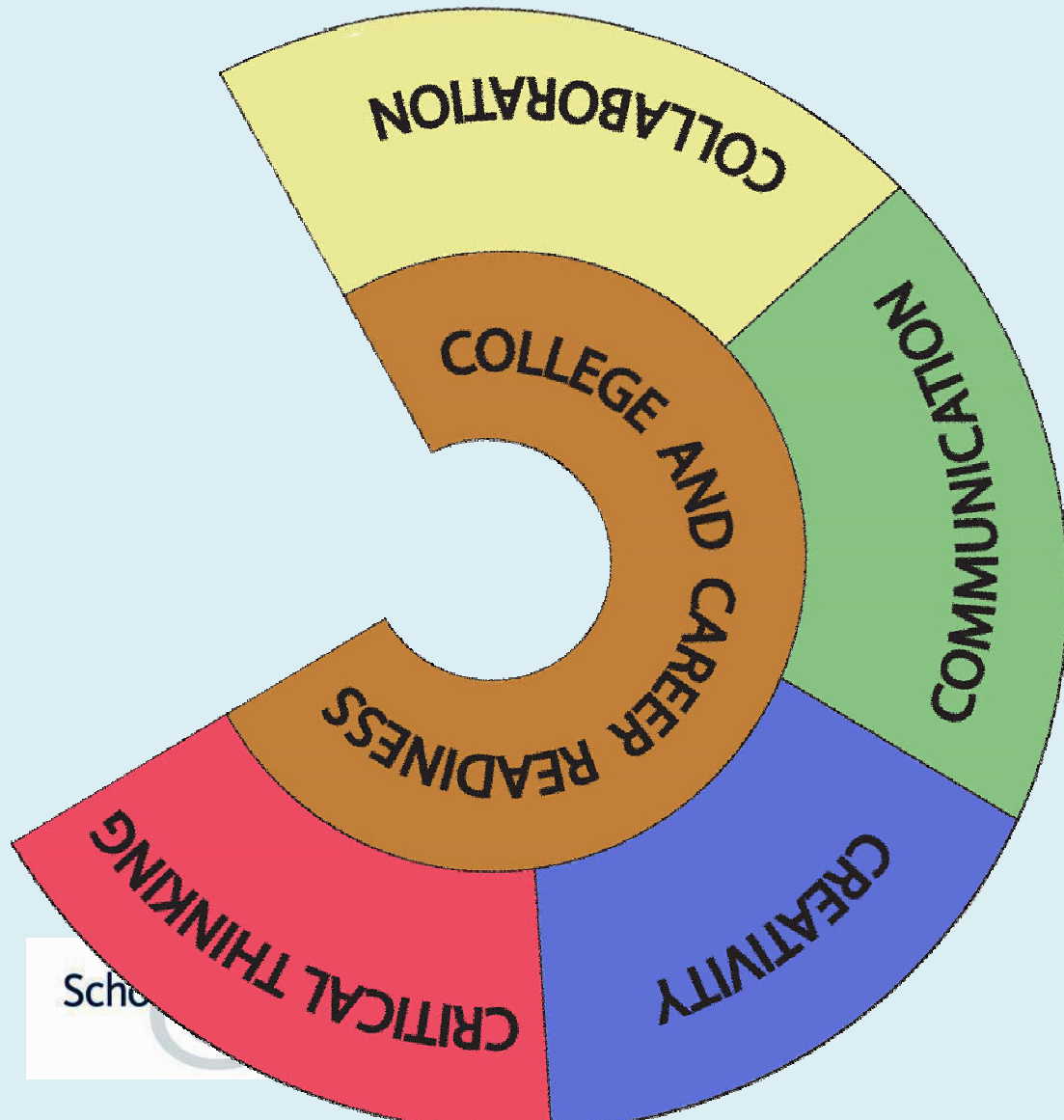
# Supporting 21<sup>st</sup> Century Skills

“The single biggest problem in communication is the illusion that it has taken place.”


-George Bernard Shaw



# Supporting 21<sup>st</sup> Century Skills



**Communication:**  
Exchanging  
information



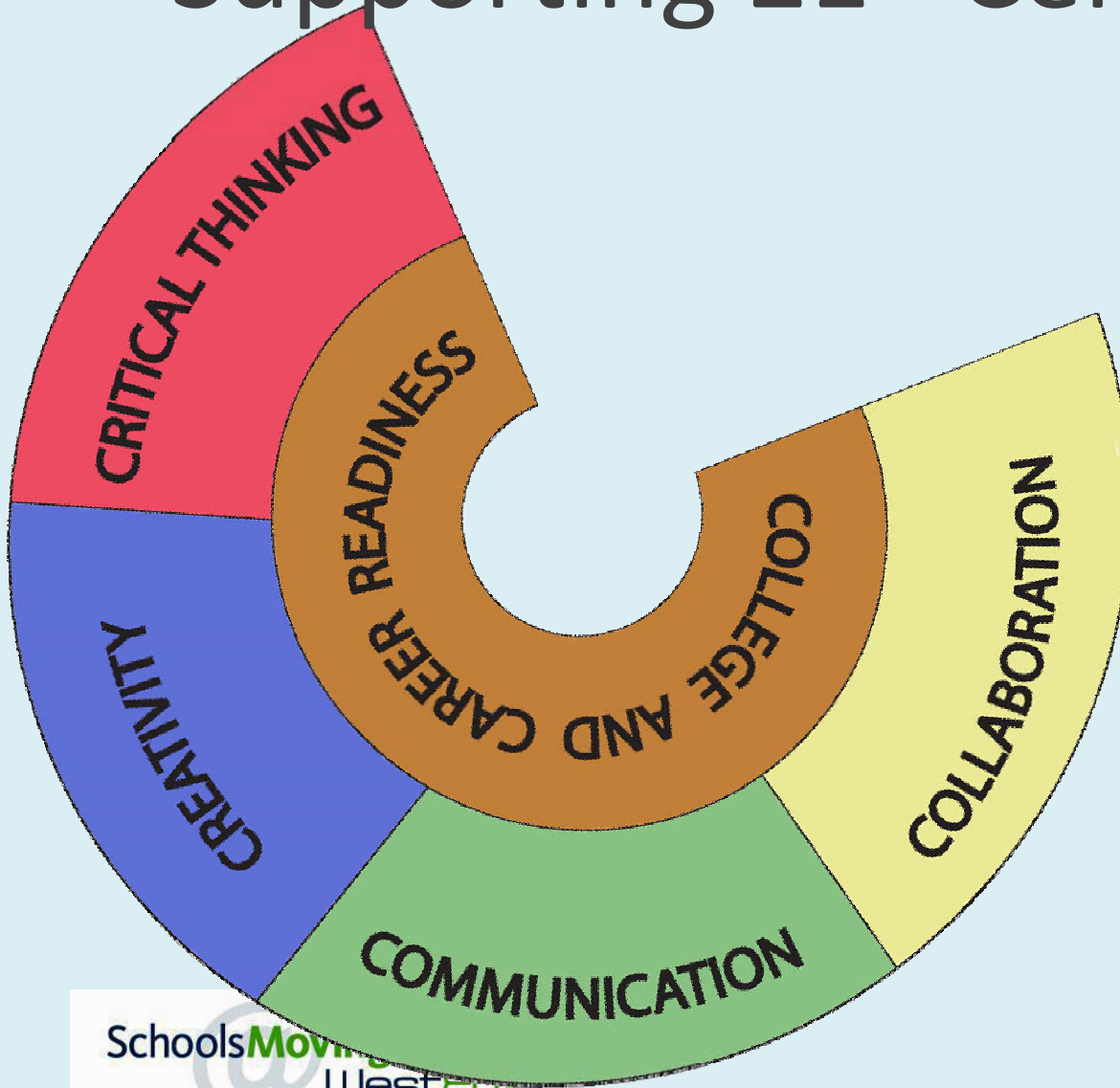
# Supporting 21<sup>st</sup> Century Skills

Unity is strength... when there is teamwork and collaboration, wonderful things can be achieved.


**Mattie Stepanek**



# Supporting 21<sup>st</sup> Century Skills



**Collaboration:**  
Working  
together to  
accomplish a  
goal



# Supporting 21<sup>st</sup> Century Skills

**Critical Thinking:** Reflection, analysis, synthesis about a concept or idea for the purpose of gaining new knowledge.

**Creativity:** Generating new ideas to solve problems

**Communication:** Exchanging information

**collaboration:** Working together to accomplish a goal



## 21st Century Skills



# Supporting 21<sup>st</sup> Century Skills

Critical Thinking: Reflection, analysis, synthesis about a concept or idea for the purpose of gaining new knowledge.


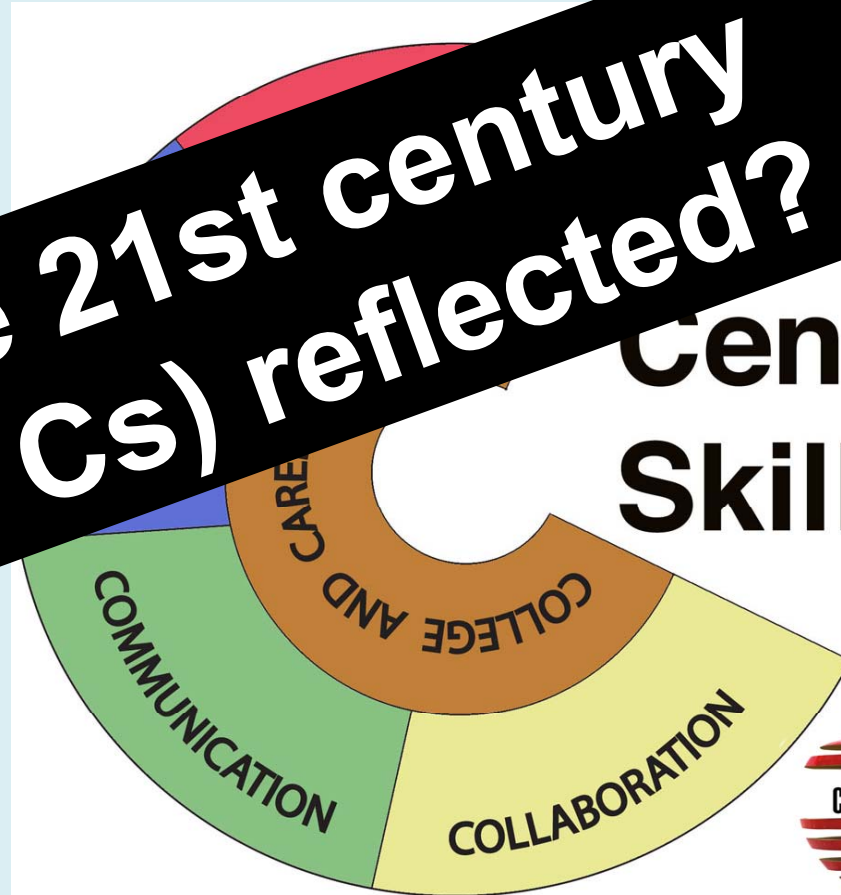
Creativity: Generating new ideas or solutions.

Communication

collaboration: Working together to accomplish a goal


How are 21st century skills (4 Cs) reflected?

Century Skills



# Quickwrite: 21<sup>st</sup> Century Skills


What is one thing you can do to incorporate 21st century skills in your classroom tomorrow?





# Quick Pause

- Quick review of the chat area




# Section Three

## Essentials of Unit Design


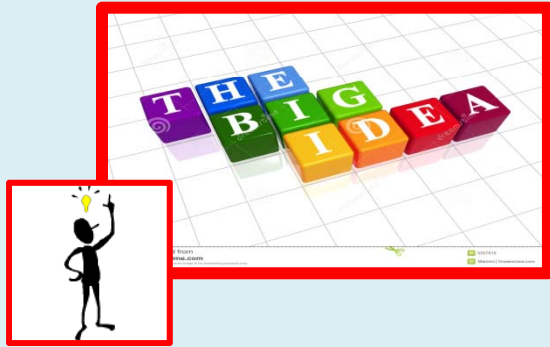
Jen Francone





# The “**BIG 5**” of Unit Design




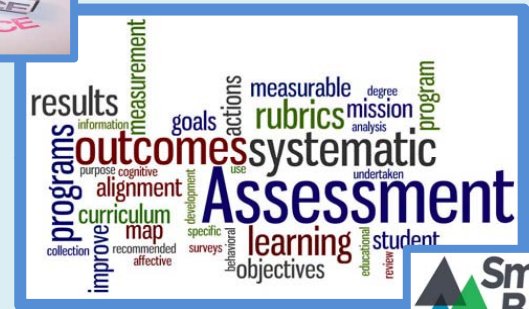
# The “BIG 5” of Unit Design




# The “**BIG 5**” of Unit Design




# The “BIG 5” of Unit Design



# The “BIG 5” of Unit Design



# The “**BIG 5**” of Unit Design





# The “BIG 5” of Unit Design

The Big Idea or  
Enduring Understanding


Evidence of Learning  
Assessment

Essential Questions



Identify standards  
remembering that  
integration is key


Collect resources strategically.  
Selecting materials that foster  
21<sup>st</sup> Century literacy skill



# Quickwrite Reflection: Big 5

What elements of the “Big 5” are you currently using? How?

How might you use the Big 5 in the work that you do?



# Section Four

Resources

Tim Budz




## Quick Poll:

Are you familiar with TCOE's Common Core Connect website?

**Common Core Connect**



If so, share in the chat what you have used.



# Resource Demo


***Going Live at***

**<http://commoncore.tcoe.org/Home/Home>**



# Summary of Webinar

- We analyzed the unit evaluation tool for ensuring students experience 21<sup>st</sup> century learning tied to the common core standards and expectations.
- We explored what instruction should look like and what it should not look like if students are to be critical thinkers.
- We discussed essentials of unit design.



# Discussion & Reflection

- Quick review of the chat area
- Questions and answers



# Quickwrite: Final Thoughts


Given what you have learned today about unit design for Common Core expectations and 21<sup>st</sup> century learning, what will be your first step or next step in transitioning to the CCSS?





# Sources that have guided our work:

- Sue Z. Beers – director of the Mid Iowa School Improvement Consortium (MISIC)
- Grant Wiggins and Jay McTighe – Understanding by Design
- Bill Daggett – Founder and chairman of the International Center for Leadership in Education
- Partnership for 21st Century Skills - P21.org
- Student Achievement Partners - [achievethecore.org](http://achievethecore.org)




# Webinars in this Series

All webinars will be archived and available for viewing at future dates.

- January 16, 2014: Assessment Literacy
- February 13, 2014: Depth of Knowledge and Critical Thinking
- March 13, 2014: *We Can Achieve Equity* through Implementation of the Common Core

## Archived:

- An Overview for 6<sup>th</sup> – 12<sup>th</sup> Grade ELA and Content Area Teachers
- What is Smarter Balanced? What Will Assessment Look Like?



# Contact Information

Tim Budz

[timb@ers.tcoe.org](mailto:timb@ers.tcoe.org)

559-651-3046

Jen Francone


[jenf@ers.tcoe.org](mailto:jenf@ers.tcoe.org)

559-651-0562

Laura Gonzalez

[laurag@ers.tcoe.org](mailto:laurag@ers.tcoe.org)

559-651-3031



# Thank You

---



# Next Steps

## Feedback Survey

<https://www.surveymonkey.com/s/yr2slpthree>

## Archive Information:

<http://www.schoolsmovingup.net/webinars/yr2slp3>

